
This is an electronic reprint of the original article.
This reprint may differ from the original in pagination and typographic detail.

Author(s): Golubev, Dmitry & Faivre, Timoth   & Pekola, Jukka
Title: Heat transport through a Josephson junction
Year: 2013
Version: Final published version

Please cite the original version:

Golubev, Dmitry & Faivre, Timoth   & Pekola, Jukka. 2013. Heat transport through a Josephson junction. Physical Review B. Volume 87, Issue 9. 094522/1-12. ISSN 1098-0121 (printed). DOI: 10.1103/physrevb.87.094522.

Rights:    2013 American Physical Society (APS). <http://www.aps.org/>

All material supplied via Aaltodoc is protected by copyright and other intellectual property rights, and duplication or sale of all or part of any of the repository collections is not permitted, except that material may be duplicated by you for your research use or educational purposes in electronic or print form. You must obtain permission for any other use. Electronic or print copies may not be offered, whether for sale or otherwise to anyone who is not an authorised user.

Heat transport through a Josephson junction

Dmitry Golubev,¹ Timoth   Faivre,² and Jukka P. Pekola²

¹Karlsruhe Institute of Technology (KIT), Institute of Nanotechnology, 76021 Karlsruhe, Germany

²Low Temperature Laboratory (OVLL), Aalto University School of Science, P.O. Box 13500, 00076 AALTO, Finland

(Received 17 December 2012; published 29 March 2013)

We discuss heat transport through a Josephson tunnel junction under various bias conditions. We first derive the formula for the cooling power of the junction valid for arbitrary time dependence of the Josephson phase. Combining it with the classical equation of motion for the phase, we find the time-averaged cooling power as a function of bias current or bias voltage. We also find the noise of the heat current and, more generally, the full counting statistics of the heat transport through the junction. We separately consider the metastable superconducting branch of the current-voltage characteristics allowing quantum fluctuations of the phase in this case. This regime is experimentally attractive since the junction has low power dissipation, low impedance, and therefore may be used as a sensitive detector.

DOI: [10.1103/PhysRevB.87.094522](https://doi.org/10.1103/PhysRevB.87.094522)

PACS number(s): 74.25.fg, 74.50.+r, 74.40.-n, 72.70.+m

I. INTRODUCTION

Thermal effects in metallic nanostructures are a subject of intense experimental and theoretical research.¹ In this paper we consider a particular example of such a structure—a Josephson junction between two superconductors. Although Josephson junctions are very important building blocks of many low-temperature devices, their heat transport properties are still not fully understood and there exist only a few theoretical studies of this issue in the literature. Guttman *et al.*² have derived the heat current through a Josephson junction with different temperatures of the leads and biased below critical current so that the Josephson phase was fixed. Subsequently, Zhao *et al.*^{3,4} have corrected a sign error in their result and extended it to the case of arbitrary transparency of the barrier between the superconducting leads. Their theory has been confirmed in a nice recent experiment by Giazotto and Martinez-Perez.⁵

Frank and Krech⁶ have considered a voltage biased Josephson junction and demonstrated that the superconducting lead with a smaller gap gets cooled in a certain range of bias voltages. They have derived an expression for the cooling power of the junction, which was a straightforward generalization of the well-known result for the normal metal–insulator–superconductor (NIS) tunnel junction.^{7,8}

In this paper we develop a general approach to this problem, which covers the two regimes discussed above as limiting cases. First, we allow the Josephson phase to depend on time in an arbitrary way and derive the expression for the heat current, or cooling power, under these conditions. Next, we determine the actual time dependence of the phase by solving the differential equation of motion, which describes phase dynamics under given bias conditions and in the presence of noise of the environment.^{9,10} More specifically, we use the model of resistively and capacitively shunted Josephson junction (RCSJ model) with the shunt resistance much smaller than both the resistance quantum and the resistance of the junction itself (see Fig. 1). Afterwards, we find the cooling power averaged over time and noise which can be measured in an experiment.

At bias currents below the critical one we use a more elaborate technique treating the Josephson phase as a quantum operator. It is necessary to ensure the detailed balance between

forward and backward rates of the quasiparticle tunneling. In this limit we study the dependence of the cooling power on the bias current and on the difference between the temperatures of the environment and of the superconducting leads. We believe that the low bias regime is experimentally most interesting because the junction in this case has low noise, low impedance, and low thermal conductance, which opens up an opportunity of its application as a sensitive detector. Apart from that, we study the noise of the heat current. It is also an important characteristic of the junction in view of its potential detector applications.

On the technical side, we perform the usual second-order perturbation theory in tunnel Hamiltonian connecting the two superconducting leads. In doing so we use the full counting statistics (FCS) approach to the heat transport which has been recently successfully applied to similar problems.^{11,12} The method has an advantage of providing the information about the cooling power of the junction, its noise and, eventually, all cumulants of the heat current at one step.

The paper is organized as follows: in Sec. II we introduce the model; in Sec. III we derive FCS of the junction; in Sec. IV we derive the general expression for the cooling power; in Sec. V we consider the heat current noise; in Sec. VI we study average cooling power under various bias conditions; and, finally, in Sec. VII we summarize our results. Some details of the calculations are given in the Appendixes.

II. MODEL

We consider a Josephson tunnel junction with the normal-state resistance R connecting two superconducting leads with the energy gaps Δ_1, Δ_2 and the temperatures T_1, T_2 . The junction is shunted by a capacitor C and by a resistor R_S kept at temperature T^* , as shown in Fig. 1. The ohmic resistor provides the simplest model for the electromagnetic environment of the junction. Our primary goal is to find the heat current through the junction or, more precisely, the cooling power of the superconductor 1 $P^{(1)}$. The latter is defined as the amount of energy extracted from superconductor 1 per unit time. We will also be interested in the noise of the cooling power.

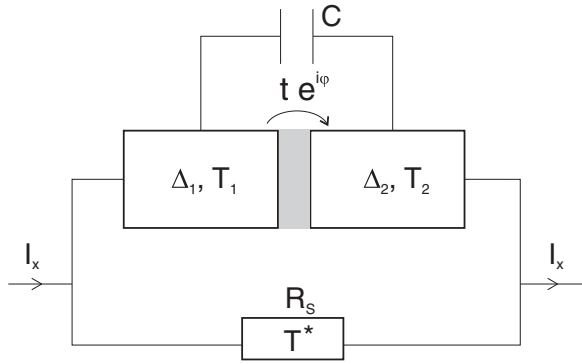


FIG. 1. A Josephson junction between two superconductors with the gaps Δ_1, Δ_2 and temperatures T_1, T_2 . The junction is shunted by a capacitor C , a resistor R_S , and the whole circuit is biased by a current I_x . The dynamics of this circuit is described by RCSJ model (7).

The junction is described by the Hamiltonian

$$H = H_1 + H_2 + H_T, \quad (1)$$

where

$$H_1 = \sum_k \left[\sum_{\sigma=\uparrow, \downarrow} \epsilon_{1k} c_{\sigma k}^\dagger c_{\sigma k} + \Delta_1 c_{\uparrow k} c_{\downarrow -k} + \Delta_1 c_{\uparrow -k}^\dagger c_{\downarrow k}^\dagger \right] \quad (2)$$

is the Hamiltonian of superconductor 1,

$$H_2 = \sum_k \left[\sum_{\sigma=\uparrow, \downarrow} \epsilon_{2k} a_{\sigma k}^\dagger a_{\sigma k} + \Delta_2 a_{\uparrow k} a_{\downarrow -k} + \Delta_2 a_{\uparrow -k}^\dagger a_{\downarrow k}^\dagger \right] \quad (3)$$

is that of superconductor 2, and

$$H_T = \sum_{kn} \sum_{\sigma=\uparrow, \downarrow} [t_{kn} e^{i\hat{\varphi}/2} a_{\sigma n}^\dagger c_{\sigma k} + t_{kn}^* e^{-i\hat{\varphi}/2} c_{\sigma k}^\dagger a_{\sigma n}] \quad (4)$$

is the tunnel Hamiltonian. Note that by means of a suitable gauge transformation we made the superconducting order parameters in the leads, Δ_1, Δ_2 real. After this transformation the Josephson phase $\hat{\varphi}$ is moved into the phase of the tunneling amplitude. We will treat the phase $\hat{\varphi}$ as a quantum operator, which is indicated by the hat. We further assume that the quasiparticle distribution functions in the leads are Fermi functions,

$$f_j(E) = 1/(1 + e^{E/k_B T_j}), \quad j = 1, 2. \quad (5)$$

Thus we ignore possible charge imbalance¹³ in the leads.

Next, we will assume that the shunt resistance is much smaller than the resistance quantum $R_k = h/e^2$ and the resistance of the junction,

$$R_S \ll R_k, R. \quad (6)$$

In this case, and at sufficiently high bias current and/or temperature, one can treat the Josephson phase as a classical variable. Its dynamics is then described by the RCSJ differential equation^{9,10}

$$C \frac{\hbar \ddot{\varphi}}{2e} + \frac{1}{R_S} \frac{\hbar \dot{\varphi}}{2e} + I_C \sin \varphi = I_x + \xi_S, \quad (7)$$

where ξ_S is the noise of the resistor R_S . At high temperature it is white Gaussian noise with the correlator

$$\langle \xi_S(t) \xi_S(t') \rangle = \frac{2k_B T^*}{R_S} \delta(t - t'). \quad (8)$$

The critical current of the junction, I_C , is determined by the integral¹⁴

$$I_C = \frac{1}{eR} \int_{\Delta_1}^{\Delta_2} dE \frac{\Delta_1 \Delta_2 [1 - 2f_1(E)]}{\sqrt{E^2 - \Delta_1^2} \sqrt{\Delta_2^2 - E^2}}. \quad (9)$$

Here we have chosen $\Delta_1 < \Delta_2$, i.e., superconductor 1 is supposed to be weaker than superconductor 2.

Equation (7) describes the motion of an effective particle with the coordinate φ in the tilted Josephson potential

$$U(\varphi) = -E_J \cos \varphi - \hbar I_x \varphi / 2e, \quad (10)$$

where $E_J = \hbar I_C / 2e$ is the Josephson coupling energy. In order to ensure classical behavior of the phase in the wide range of parameters we also require

$$E_J \gg E_C, \quad (11)$$

where $E_C = e^2/2C$ is the charging energy. In what follows we will focus on the regime of weak noise and require the condition

$$k_B T^* \lesssim E_J \quad (12)$$

to be satisfied. This regime is the most interesting for a simple reason: if the environment temperature becomes comparable to or exceeds the Josephson energy, the superconducting branch of the current-voltage characteristics becomes strongly smeared and the heat transport properties of the Josephson junction become qualitatively similar to those of an NIS tunnel junction, which is well investigated.

At low bias currents, $I_x < I_C$, and at sufficiently low temperatures the classical approach based on Eq. (7) is insufficient and the quantum nature of the phase becomes important. In this regime the phase is fluctuating around its equilibrium value,

$$\varphi_0 = \arcsin(I_x/I_C), \quad (13)$$

and the charge and heat transport properties of the junction may be expressed via the two quantum phase correlation functions,¹⁵

$$\begin{aligned} \tilde{\mathcal{P}}(E) &= e^{\langle (\hat{\varphi}(0) - \varphi_0)^2 \rangle / 2} \int \frac{dt}{2\pi\hbar} e^{iEt/\hbar} \langle e^{i\hat{\varphi}(t)/2} e^{i\hat{\varphi}(0)/2} \rangle, \\ \mathcal{P}(E) &= \int \frac{dt}{2\pi\hbar} e^{iEt/\hbar} \langle e^{i\hat{\varphi}(t)/2} e^{-i\hat{\varphi}(0)/2} \rangle. \end{aligned} \quad (14)$$

These functions are expressed via the effective impedance of the electromagnetic environment of the junction, which in our model reads

$$Z_S(\omega) = \left(-i\omega C + \frac{1}{R_S} + \frac{2eI_C}{-i\hbar\omega} \cos \varphi_0 \right)^{-1}. \quad (15)$$

The functions (14) may be explicitly evaluated and have the form¹⁵

$$\mathcal{P}(E) = \theta(E_{\max} - |E|) \int \frac{dt}{2\pi\hbar} e^{iEt/\hbar + J(t)}, \quad (16)$$

$$\tilde{P}(E) = \theta(E_{\max} - |E|) \int \frac{dt}{2\pi\hbar} e^{iEt/\hbar - J(t)}, \quad (17)$$

$$J(t) = \frac{R_S}{R_k} \int \frac{d\omega \omega \left(\coth \frac{\hbar\omega}{2T^*} (\cos \omega t - 1) - i \sin \omega t \right)}{\omega^2 + R_S^2 C^2 (\omega^2 - \omega_J^2)^2},$$

where $\omega_J = \sqrt{2eI_C/\hbar C}(1 - I_x^2/I_C^2)^{1/4}$ is the frequency of small oscillations around the minimum of the Josephson potential. Here we have also introduced an effective high-energy cutoff,

$$E_{\max} \approx 2E_J \left(\sqrt{1 - \frac{I_x^2}{I_C^2}} - \frac{I_x}{I_C} \left(\frac{\pi}{2} - \arcsin \frac{I_x}{I_C} \right) \right), \quad (18)$$

which equals the height of the barrier in the tilted Josephson potential (10). This cutoff comes from the fact that at higher energies the Gaussian approximation used to derive the correlation functions (16) and (17) is no longer valid. The high-energy cutoff (18) is important only in the narrow range of bias currents close to I_C .

III. STATISTICS OF THE HEAT TRANSPORT

In order to introduce the concept of the full counting statistics of the heat current we first define the energy \mathcal{E}_1 extracted from superconductor 1 during a time t . Since the heat transport through the junction is a stochastic processes, the energy \mathcal{E}_1 is a random value described by a certain probability distribution $\mathcal{W}(t, \mathcal{E}_1)$. Our goal in this section is to find the cumulant generating function corresponding to this distribution,

$$\mathcal{F}(t, \chi) = \ln \left[\int d\mathcal{E} e^{-i\mathcal{E}_1 \chi/\hbar} \mathcal{W}(t, \mathcal{E}_1) \right], \quad (19)$$

where χ is the counting field. The function (19) can be expressed in the form

$$\mathcal{F}(t, \chi) = \ln \left[\frac{\text{tr} [e^{-iH_1 \chi/\hbar} e^{-iHt/\hbar} e^{iH_1 \chi/\hbar} e^{-H/k_B T} e^{iHt/\hbar}]}{\text{tr} [e^{-H/k_B T}]} \right]. \quad (20)$$

Provided the cumulant generating function is known, the cooling power is given by its derivative,

$$P^{(1)} = \frac{\partial \langle \mathcal{E}_1 \rangle}{\partial t} = -i\hbar \frac{\partial}{\partial t} \frac{\partial \mathcal{F}}{\partial \chi} \Big|_{\chi=0}. \quad (21)$$

Similarly, zero-frequency spectral density of the heat current noise is defined as follows:

$$S_P^{(1)} = \frac{\partial}{\partial t} [\langle \mathcal{E}_1^2 \rangle - \langle \mathcal{E}_1 \rangle^2] = -\hbar^2 \frac{\partial}{\partial t} \frac{\partial^2 \mathcal{F}}{\partial \chi^2} \Big|_{\chi=0}. \quad (22)$$

Both the cooling power and the noise fluctuate in time following the fluctuations of the phase φ . Hence, in order to obtain experimentally relevant parameters one should further average Eqs. (21) and (22) over these fluctuations.

One can derive an explicit expression for the cumulant generating function (20) by means of the second-order perturbation theory in the tunnel Hamiltonian H_T . The details

of this derivation are summarized in Appendix A. Here we directly cite the result. The function $\mathcal{F}(t, \chi)$ is the sum of two contributions:

$$\mathcal{F}(t, \chi) = \mathcal{F}_{qp}(t, \chi) + \mathcal{F}_J(t, \chi), \quad (23)$$

where $\mathcal{F}_{qp}(t, \chi)$ and $\mathcal{F}_J(t, \chi)$ originate from, respectively, quasiparticle and Cooper pair tunneling through the junction. Defining the two functions characterizing the superconducting leads ($j = 1, 2$),

$$W_j^{qp}(t) = \int d\epsilon_j \frac{e^{iE_j t/\hbar} f_j(E_j) + e^{-iE_j t/\hbar} [1 - f_j(E_j)]}{2}, \quad (24)$$

where $E_j = \sqrt{\epsilon_j^2 + \Delta_j^2}$, and, assuming that the Josephson phase is classical, we obtain the quasiparticle contribution in the form

$$\begin{aligned} \mathcal{F}_{qp} = & \frac{1}{\pi\hbar e^2 R} \int_0^t dt' \int_{-\infty}^{t'} dt'' \cos \frac{\varphi(t') - \varphi(t'')}{2} \\ & \times \{ W_1^{qp}(t' - t'' + \chi) W_2^{qp}(t' - t'') \\ & + W_1^{qp}(t'' - t' + \chi) W_2^{qp}(t'' - t') \}. \end{aligned} \quad (25)$$

The Cooper pair, or Josephson contribution, has a similar structure,

$$\begin{aligned} \mathcal{F}_J = & \frac{1}{\pi\hbar e^2 R} \int_0^t dt' \int_{-\infty}^{t'} dt'' \cos \frac{\varphi(t') + \varphi(t'')}{2} \\ & \times \{ W_1^J(t' - t'' + \chi) W_2^J(t' - t'') \\ & + W_1^J(t'' - t' + \chi) W_2^J(t'' - t') \}, \end{aligned} \quad (26)$$

but it depends on the sum of the two phases, $\varphi(t') + \varphi(t'')$, instead of their difference. Besides that, it contains another pair of the functions,

$$\begin{aligned} W_j^J(t) = & \int d\epsilon_j \frac{\Delta_j}{2E_j} \\ & \times [e^{iE_j t/\hbar} f_j(E_j) - e^{-iE_j t/\hbar} [1 - f_j(E_j)]]. \end{aligned} \quad (27)$$

Expressions (25) and (26) are valid for arbitrary time dependence of the Josephson phase $\varphi(t)$.

If the phase is quantum, the cumulant generating functions have to be modified and take the form

$$\begin{aligned} \mathcal{F}_{qp} = & \frac{1}{2\pi\hbar e^2 R} \int_0^t dt' \int_0^{t'} dt'' \\ & \times \{ \langle e^{-i\hat{\varphi}(t')/2} e^{i\hat{\varphi}(t'')/2} \rangle + \langle e^{i\hat{\varphi}(t')/2} e^{-i\hat{\varphi}(t'')/2} \rangle \} \\ & \times W_1^{qp}(t' - t'' + \chi) W_2^{qp}(t' - t'') \\ & + \{ \langle e^{-i\hat{\varphi}(t'')/2} e^{i\hat{\varphi}(t')/2} \rangle + \langle e^{i\hat{\varphi}(t'')/2} e^{-i\hat{\varphi}(t')/2} \rangle \} \\ & \times W_1^{qp}(t'' - t' + \chi) W_2^{qp}(t'' - t'), \end{aligned} \quad (28)$$

$$\begin{aligned} \mathcal{F}_J = & \frac{1}{2\pi\hbar e^2 R} \int_0^t dt' \int_0^{t'} dt'' \\ & \times \{ \langle e^{i\hat{\varphi}(t')/2} e^{i\hat{\varphi}(t'')/2} \rangle + \langle e^{-i\hat{\varphi}(t')/2} e^{-i\hat{\varphi}(t'')/2} \rangle \} \\ & \times W_1^J(t' - t'' + \chi) W_2^J(t' - t'') \\ & + \{ \langle e^{i\hat{\varphi}(t'')/2} e^{i\hat{\varphi}(t')/2} \rangle + \langle e^{-i\hat{\varphi}(t'')/2} e^{-i\hat{\varphi}(t')/2} \rangle \} \\ & \times W_1^J(t'' - t' + \chi) W_2^J(t'' - t'). \end{aligned} \quad (29)$$

The angular brackets here stand for both quantum-mechanical and statistical averaging. At bias currents below I_C the fluctuations of the phase become Gaussian, and the average phase correlators, appearing in Eqs. (28) and (29), may be expressed via the functions (16) and (17). At $I_x > I_C$ the classical dynamics of the phase sets in, and under conditions (6), (11), and (12) one can replace the cumulant generating functions (28) and (29) by the classical ones, (25) and (26).

IV. COOLING POWER

We are now in position to evaluate the cooling power of superconductor 1. In the regime of classical phase fluctuations Eqs. (21), (25), and (26) lead to the following result:

$$P^{(1)}(t) = P_{qp}^{(1)}(t) + P_J^{(1)}(t), \quad (30)$$

where the quasiparticle cooling power has the form

$$P_{qp}^{(1)}(t) = -\frac{i}{\pi e^2 R} \int_{-\infty}^t dt' [\dot{W}_1^{qp}(t-t') W_2^{qp}(t-t') + \dot{W}_1^{qp}(t'-t) W_2^{qp}(t'-t)] \cos \frac{\varphi(t) - \varphi(t')}{2}, \quad (31)$$

and the Josephson contribution reads

$$P_J^{(1)}(t) = -\frac{i}{\pi e^2 R} \int_{-\infty}^t dt' [\dot{W}_1^J(t-t') W_2^J(t-t') + \dot{W}_1^J(t'-t) W_2^J(t'-t)] \cos \frac{\varphi(t) + \varphi(t')}{2}. \quad (32)$$

It is interesting to compare the results (30)–(32) with the well-known expressions for the charge current,^{16,17}

$$I(t) = I_{qp}(t) + I_J(t), \quad (33)$$

$$I_{qp}(t) = \frac{i}{\pi \hbar e R} \int_{-\infty}^t dt' \{ W_1^{qp}(t-t') W_2^{qp}(t-t') - W_1^{qp}(t'-t) W_2^{qp}(t'-t) \} \sin \frac{\varphi(t) - \varphi(t')}{2}, \quad (34)$$

$$I_J(t) = \frac{i}{\pi \hbar e R} \int_{-\infty}^t dt' \{ W_1^J(t-t') W_2^J(t-t') - W_1^J(t'-t) W_2^J(t'-t) \} \sin \frac{\varphi(t) + \varphi(t')}{2}. \quad (35)$$

One observes two main differences between the cooling power and the charge current: (i) the charge current contains sines of the combinations $\varphi(t) \pm \varphi(t')$ while the cooling power contains their cosines, and (ii) the charge current contains the functions W_1^{qp}, W_1^J while the cooling power contains their time derivatives $\dot{W}_1^{qp}, \dot{W}_1^J$.

Combining Eqs. (31) and (32) with (34) and (35) one can easily derive the identity reflecting the energy conservation in the junction,

$$P^{(1)} + P^{(2)} = \frac{\hbar \dot{\varphi}}{2e} (I_J - I_{qp}) + \frac{dA}{dt}, \quad (36)$$

where $P^{(2)}$ is the cooling power of superconductor 2, which differs from $P^{(1)}$ (30)–(32) by interchanging the indexes 1 and 2, and A is a certain combination of the integrals, which vanishes if the phase varies in time slowly. The last term on the right-hand side of Eq. (36) drops out after the

averaging because it is a full time derivative. Obviously, the product $\hbar \dot{\varphi} I_{qp}/2e$ is the work done by the external current source. The term $\hbar \dot{\varphi} I_J/2e$ in the adiabatic limit reduces to the time derivative of the Josephson energy $-d(E_J \cos \varphi)/dt$ and vanishes upon the averaging. Hence the identity (36) shows that the work of the current source is, on average, split between the two superconducting leads. Moreover, if lead 1 is cooled and $P^{(1)} > 0$, then according to Eq. (36) lead 2 is inevitably strongly heated because it has to absorb both the power $P^{(1)}$ and the work of the current source. This effect is well known for NIS tunnel junctions.¹

Let us now consider a voltage biased Josephson junction and put $\varphi(t) = 2eVt/\hbar$. The cooling power takes the form

$$P^{(1)}(t) = P_{qp}^{(1)}(V) + P_{\cos}^{(1)}(V) \cos[2eVt/\hbar] + P_{\sin}^{(1)}(V) \sin[2eVt/\hbar]. \quad (37)$$

The quasiparticle contribution to it, $P_{qp}^{(1)}(V)$, becomes time independent in this case and is given by the integral⁶

$$P_{qp}^{(1)}(V) = \frac{1}{e^2 R} \int dE N_1(E - eV) N_2(E) \times (E - eV) [f_1(E - eV) - f_2(E)]. \quad (38)$$

Here we defined the quasiparticle densities of states in the leads

$$N_j(E) = |E| \theta(|E| - \Delta_j) / \sqrt{E^2 - \Delta_j^2}, \quad j = 1, 2. \quad (39)$$

The amplitude of the “anomalous” oscillating term reads

$$P_{\cos}^{(1)}(V) = -\frac{1}{e^2 R} \int dE N_1(E - eV) N_2(E) \times \frac{\Delta_1 \Delta_2}{E} [f_1(E - eV) - f_2(E)], \quad (40)$$

and the Josephson amplitude has the form

$$P_{\sin}^{(1)}(V) = \frac{V}{2\pi e R} \int d\epsilon_1 d\epsilon_2 \frac{\Delta_1 \Delta_2}{E_2} \times \left[\frac{1 - f_1(E_1) - f_2(E_2)}{(E_1 + E_2)^2 - e^2 V^2} + \frac{f_1(E_1) - f_2(E_2)}{(E_1 - E_2)^2 - e^2 V^2} \right]. \quad (41)$$

The amplitudes $P_{qp}^{(1)}(V)$ and $P_{\cos}^{(1)}(V)$ are exponentially suppressed in the limit of low bias voltage and low temperatures $eV, T_1, T_2 \ll \Delta_2 - \Delta_1$. In this case we find

$$P_{qp}^{(1)}(V) = \frac{\sqrt{2\pi}}{e^2 R} \frac{\Delta_2^{5/2}}{\sqrt{\Delta_2^2 - \Delta_1^2}} \left[\sqrt{k_B T_1} e^{-\Delta_2/k_B T_1} \cosh \frac{eV}{k_B T_1} - \sqrt{k_B T_2} e^{-\Delta_2/k_B T_2} \right],$$

$$P_{\cos}^{(1)}(V) = -(\Delta_1/\Delta_2) P_{qp}(V). \quad (42)$$

In contrast to that, the Josephson amplitude $P_{\sin}^{(1)}(V)$ is not exponentially suppressed. However, it is a linear function of V ,

$$P_{\sin}^{(1)}(V) = \alpha (\Delta_2/\Delta_1) I_C V, \quad (43)$$

and tends to zero at $V = 0$ for any values of the temperatures T_1, T_2 . Here we have defined a numerical prefactor

$$\alpha(\kappa) = 1 - \frac{\kappa^2}{\sqrt{1-\kappa^2}} \frac{K'(\sqrt{1-\kappa^2})}{K(\sqrt{1-\kappa^2})}, \quad (44)$$

where $K(x)$ is the complete elliptic integral of the first kind.

In the limit of zero bias, $V \rightarrow 0$, the cooling power (37) reduces to the form²⁻⁴

$$P^{(1)} = \frac{2}{e^2 R} \int_{\Delta_2}^{\infty} dE \frac{E(E^2 - \Delta_1 \Delta_2 \cos \varphi_0)}{\sqrt{E^2 - \Delta_1^2} \sqrt{E^2 - \Delta_2^2}} \times [f_1(E) - f_2(E)], \quad (45)$$

and only the contributions $P_{qp}^{(1)}$ and $P_{\cos}^{(1)}$ survive.

If the voltage drop across the junction is not fixed, but the phase changes adiabatically, $\dot{\varphi} \ll \min\{\Delta_1, \Delta_2, T_1, T_2\}$, one can approximate the cooling power by replacing V by $\hbar\dot{\varphi}/2e$ and $2eVt/\hbar$ by φ in Eq. (37). After that one arrives at the approximate expression

$$P^{(1)}(t) = P_{qp}^{(1)} \left(\frac{\hbar\dot{\varphi}}{2e} \right) + P_{\cos}^{(1)} \left(\frac{\hbar\dot{\varphi}}{2e} \right) \cos \varphi + \alpha \left(\frac{\Delta_2}{\Delta_1} \right) \frac{\hbar I_C}{2e} \dot{\varphi} \sin \varphi. \quad (46)$$

The last Josephson term of this formula is the full time derivative and it averages out to zero for any realization of the phase fluctuations. Due to the same reason the Josephson component results in the contribution $\propto \omega^2$ to heat current noise, which vanishes in zero-frequency limit. In order to detect it one has to perform high-frequency noise measurements.

The components $P_{qp}^{(1)}$ and $P_{\cos}^{(1)}$ of the cooling power are plotted in Fig. 2 and the Josephson component $P_{\sin}^{(1)}$ is shown in Fig. 3. We observe that $P_{qp}^{(1)}$ and $P_{\cos}^{(1)}$ are even functions of the bias voltage, while the component $P_{\sin}^{(1)}$ is an odd function of it.

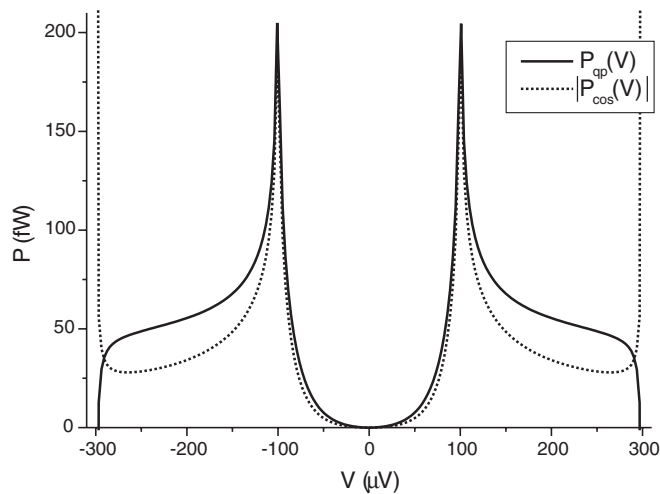


FIG. 2. The quasiparticle cooling power $P_{qp}(V)$ (solid line) and the absolute value of the amplitude $|P_{\cos}(V)|$ (dotted line). The parameters are chosen as follows: $\Delta_1 = 100 \mu\text{eV}$, $\Delta_2 = 200 \mu\text{eV}$, $R = 1 \text{ k}\Omega$, $T_1 = T_2 = 230 \text{ mK}$.

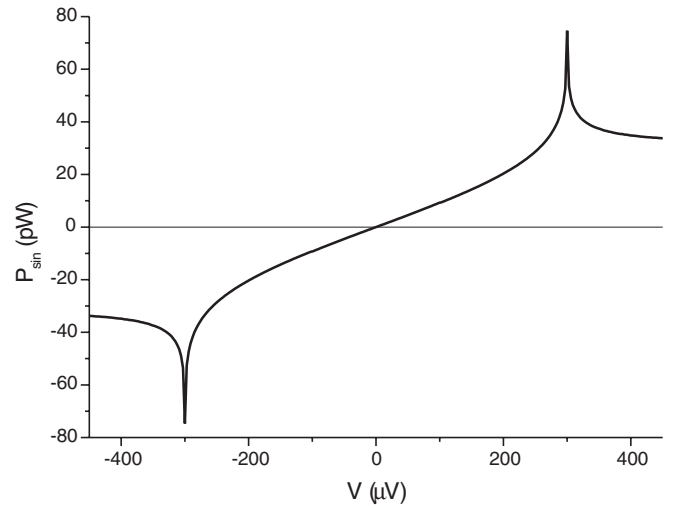


FIG. 3. The Josephson component of the cooling power $P_{\sin}(V)$ for the same parameters as in Fig. 2.

V. HEAT CURRENT NOISE

Low-frequency heat current noise, or the noise of the cooling power, $S_P = \int dt' \langle \delta P^{(1)}(t) \delta P^{(1)}(t') \rangle$, can be derived from Eqs. (22), (25), (26) and has the form

$$S_P = S_P^{qp} + S_P^J. \quad (47)$$

Here

$$S_P^{qp} = -\frac{R_k}{2\pi^2 R} \int_{-\infty}^t dt' \{ \ddot{W}_1^{qp}(t-t') W_2^{qp}(t-t') + \ddot{W}_1^{qp}(t'-t) W_2^{qp}(t'-t) \} \cos \frac{\varphi(t) - \varphi(t')}{2} \quad (48)$$

is the noise associated with quasiparticle tunneling and

$$S_P^J = -\frac{R_k}{2\pi^2 R} \int_{-\infty}^t dt' \{ \ddot{W}_1^J(t-t') W_2^J(t-t') + \ddot{W}_1^J(t'-t) W_2^J(t'-t) \} \cos \frac{\varphi(t) + \varphi(t')}{2} \quad (49)$$

is the Josephson contribution to the noise.

Considering again a voltage biased junction with $\varphi(t) = 2eVt/\hbar$, we find¹⁸

$$S_P^{qp} = \frac{1}{e^2 R} \int dE N_1(E - eV) N_2(E) (E - eV)^2 \times \{ f_1(E - eV)[1 - f_2(E)] + [1 - f_1(E - eV)]f_2(E) \}. \quad (50)$$

The Josephson noise in this case takes the form

$$S_P^J = S_{\cos}(V) \cos[2eVt/\hbar] + S_{\sin}(V) \sin[2eVt/\hbar], \quad (51)$$

where

$$S_{\cos}(V) = -\frac{1}{e^2 R} \int dE N_1(E - eV) N_2(E) \times \frac{\Delta_1 \Delta_2 (E - eV)}{E} \{ f_1(E - eV)[1 - f_2(E)] + [1 - f_1(E - eV)]f_2(E) \}, \quad (52)$$

and

$$S_{\sin}(V) = -\frac{V}{2\pi eR} \int d\epsilon_1 d\epsilon_2 \frac{\Delta_1 \Delta_2 E_1}{E_2} \times \left\{ \frac{f_1(E_1)f_2(E_2) + [1 - f_1(E_1)][1 - f_2(E_2)]}{(E_1 + E_2)^2 - e^2 V^2} - \frac{f_1(E_1)[1 - f_2(E_2)] + [1 - f_1(E_1)]f_2(E_2)}{(E_1 - E_2)^2 - e^2 V^2} \right\}. \quad (53)$$

$S_{\cos}(V)$ and $S_{\sin}(V)$ are the amplitudes of oscillating components of the noise and unlike $S_{qp}(V)$, which is always positive, may change their sign at certain values of the bias voltage. For example, the amplitude $S_{\cos}(V)$ is negative at $e|V| < \Delta_1 + \Delta_2$ and positive otherwise.

In a typical experimental setup the time-averaged value of the noise is measured. In this case the oscillating components vanish and the noise spectral density is given by the quasiparticle noise S_p^{qp} (50).

At zero-bias voltage, $V = 0$, the phase takes its equilibrium value φ_0 (13) and we get

$$S_P = \frac{1}{e^2 R} \int dE N_1(E) N_2(E) (E^2 - \Delta_1 \Delta_2 \cos \varphi_0) \times \{f_1(E)[1 - f_2(E)] + [1 - f_1(E)]f_2(E)\}. \quad (54)$$

One can verify that in equilibrium, i.e., at $T_1 = T_2 = T$, zero-bias noise satisfies the fluctuation dissipation theorem in the form

$$S_P = 2k_B T^2 \left. \frac{\partial P^{(1)}}{\partial T_1} \right|_{T_1=T_2=T}, \quad (55)$$

where $P^{(1)}$ is given by Eq. (45).

The noise for typical values of the junction parameters is plotted in Fig. 4. It exhibits characteristic peaks at bias voltages $eV = \pm(\Delta_2 - \Delta_1)$ and jumps at $eV = \pm(\Delta_2 + \Delta_1)$, which are also seen in the cooling power and the current.

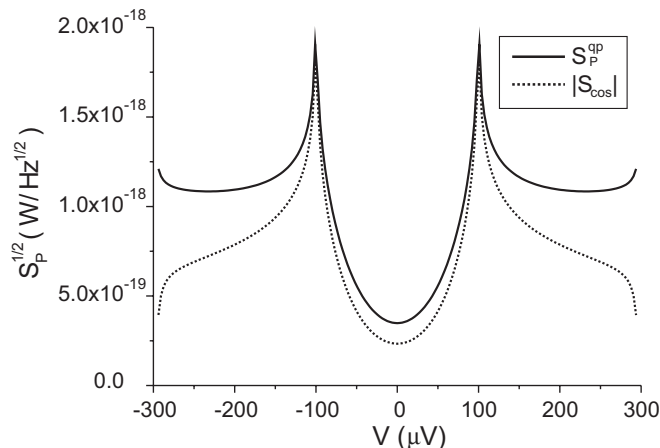


FIG. 4. The components of the heat current noise $S_p^{qp}(V)$ (solid line) and the $|S_p^{\cos}(V)|$ (dotted line). The parameters of the junction are the same as in Fig. 2.

VI. EFFECT OF PHASE DYNAMICS

So far we have discussed a voltage biased Josephson junction and a junction in superconducting state with a fixed phase. In practice these regimes are not easy to achieve and, in general, one has to consider a junction in combination with its electromagnetic environment as depicted in Fig. 1. The effect of the environment, and of the phase dynamics associated with it, on the cooling power of the junction will be the subject of this section.

We begin with the regime of high bias current and assume that conditions (6), (11), and (12) are satisfied. The phase in this case may be treated classically and obeys Eq. (7). In order to simplify our analysis further, we will consider an overdamped Josephson junction assuming that $1/R_S C \gg \sqrt{2eI_C/\hbar C}$. This condition allows one to put $C = 0$ in the equation of motion (7), which reduces it to the exactly solvable¹⁹ resistively shunted Josephson-junction model (RSJ model). Some details on the RSJ model needed for our analysis are briefly summarized in Appendix B. Formally, in order to evaluate the average value of the cooling power one needs to resolve Eq. (7) for $\varphi(t)$, substitute the result in Eqs. (31) and (32), and evaluate the path integral over the noise of the shunt resistor $\xi_S(t)$. However, at high values of bias current one can avoid doing that and instead use a simple approximate approach. In order to justify it, we note that the integrals in Eqs. (31) and (32) converge if $t - t' \gtrsim \hbar/2eV(t)$, where $V(t) = \hbar\dot{\varphi}(t)/2e$ is the instantaneous value of the voltage. If the condition

$$\frac{1}{4} \langle [\delta\varphi[t + \hbar/2eV(t)] - \delta\varphi(t)]^2 \rangle_{\xi} \approx \frac{eR_S k_B T^*}{2\hbar V(t)} \ll 1 \quad (56)$$

is satisfied, one can ignore the noise in Eq. (7) while solving it on the short-time intervals of the duration $\sim \hbar/2eV(t)$. Then from Eq. (7) one finds

$$V(t) = R_S [I_x - I_C \sin \varphi(t)], \quad (57)$$

and the voltage is restricted to the interval

$$R_S(I_x - I_C) < V(t) < R_S(I_x + I_C). \quad (58)$$

Condition (56) then translates into a simpler one,

$$I_x - I_C \gg \frac{e}{\hbar} k_B T^*. \quad (59)$$

Thus, provided this condition is satisfied, one can make the replacement (57) and perform the noise averaging in Eqs. (30)–(35) with the aid of the following approximate formula:

$$\langle e^{i[\varphi(t) - \varphi(t')]/2} \rangle_{\xi_S} \approx \int d\varphi e^{ieR_S(I_x - I_C \sin \varphi)(t - t')/\hbar} \sigma(\varphi). \quad (60)$$

Here $\sigma(\varphi)$ (Ref. 19) is the distribution function of phase (B1). As a result, the average current (33)–(35) and the cooling power (30)–(32) acquire the form

$$\langle I \rangle = \int_{-\pi}^{\pi} d\varphi \sigma(\varphi) [I_{qp}(I_x R_S - I_C R_S \sin \varphi) + I_C \sin \varphi], \quad (61)$$

$$\langle P^{(1)} \rangle = \int_{-\pi}^{\pi} d\varphi \sigma(\varphi) [P_{qp}(I_x R_S - I_C R_S \sin \varphi) + P_{\cos}(I_x R_S - I_C R_S \sin \varphi) \cos \varphi], \quad (62)$$

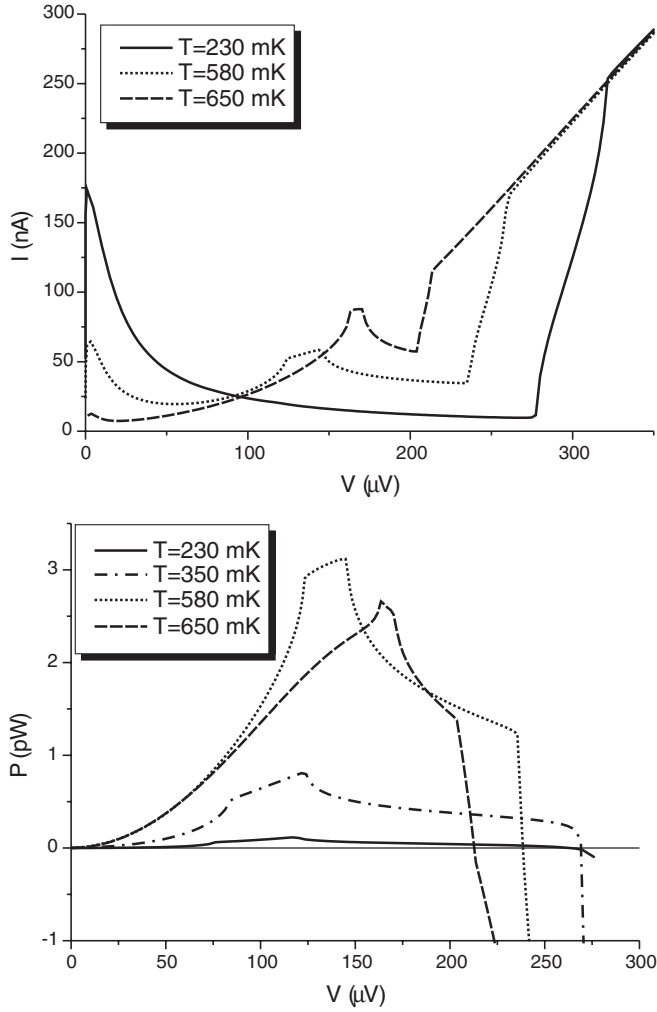


FIG. 5. Time-averaged current $\langle I \rangle$ (61) (top panel) and cooling power $\langle P \rangle$ (62) (lower panel) at different temperatures. The parameters are the same as in Fig. 2, i.e., $\Delta_1(0) = 100 \mu\text{eV}$, $\Delta_2(0) = 200 \mu\text{eV}$, $R = 1 \text{ k}\Omega$. The temperature dependence of the energy gaps $\Delta_1(T), \Delta_2(T)$ is modeled by Bardeen-Cooper-Schrieffer theory. Besides that we have put $T_1 = T_2 = T^*$ and chosen $R_S = 100 \Omega$. The horizontal axis in both plots shows the average voltage drop across the junction $\langle V \rangle$ given by Eq. (B2).

where

$$I_{qp}(V) = \int dE \frac{N_1(E - eV)N_2(E)}{eR} [f_1(E - eV) - f_2(E)]$$

is the usual quasiparticle current.

The current (61) and the cooling power (62) are plotted in Fig. 5 versus the average voltage drop across the junction $\langle V \rangle$ (B2). As expected, strong noise of the shunt resistor suppresses the superconducting branch of the I - V curve at high temperatures. At the same time, it does not drastically change the cooling power as compared to the voltage biased case shown in Fig. 2. The only effect of the noise at high bias (59) is the smearing of the peaks located at $eV = \Delta_2 - \Delta_1$. This smearing is caused by the fluctuations of the voltage in the interval (58).

Next, we consider a simple example of an overdamped junction shunted by a noiseless resistor and put $\xi_S = 0$ and

$C = 0$ in the dynamical equation (7). This regime is formally achieved in the limit $1/R_S C \gg \sqrt{2eI_C/\hbar C}$, $k_B T^*/E_J \rightarrow 0$, and $e^2 R_S/\hbar \rightarrow 0$. The model becomes exactly solvable in this case because the condition (59) is always satisfied at $I_x > I_C$, and at $I_x < I_C$ the phase is just pinned to the equilibrium value φ_0 (13). Hence at $I_x < I_C$ the cooling power is given by Eq. (45). At $I_x > I_C$ Eq. (7) can be solved exactly and one finds²⁰

$$V(t) = \frac{\hbar \dot{\varphi}(t)}{2e} = \frac{(I_x^2 - I_C^2)R_S}{I_x - I_C \sin \omega_0 t}. \quad (63)$$

Here $\omega_0 = 2eR_S\sqrt{I_x^2 - I_C^2}/\hbar$ is the Josephson frequency proportional to the average voltage $\langle V \rangle = R_S\sqrt{I_x^2 - I_C^2}$. The average cooling power is found by the time averaging of Eq. (46) and reads

$$\langle P^{(1)} \rangle = \frac{\omega_0}{2\pi} \int_{-\pi/\omega_0}^{+\pi/\omega_0} dt \{ P_{qp}^{(1)}(V) + \cos \varphi P_{\cos}^{(1)}(V) \}. \quad (64)$$

One can verify that in the limit $k_B T^*/E_J \rightarrow 0$ Eq. (64) matches Eq. (62) because in this limit the phase distribution function (B1) reduces to the form $\sigma(\varphi) = \sqrt{I_x^2 - I_C^2}/2\pi(I_x - I_C \sin \varphi)$ for $I_x > I_C$ and $\sigma(\varphi) = \delta[\varphi - \arcsin(I_x/I_C)]$ for $I_x < I_C$.

The time dependence of the $\cos \varphi$ at $I_x > I_C$ reads

$$\cos \varphi = \sqrt{I_x^2 - I_C^2} \cos \omega_0 t / (I_x - I_C \sin \omega_0 t). \quad (65)$$

With the aid of this result one can show that the term $\propto P_{\cos}$ in Eq. (64) identically vanishes.

In the most interesting low bias and low-temperature regime, $eV \lesssim k_B T_1, T_2 \ll \Delta_1, \Delta_2$, we can approximate the quasiparticle cooling power by a simple formula which follows from Eq. (42),

$$P_{qp}^{(1)}(V) \approx \frac{\sqrt{2\pi}}{e^2 R} \frac{\Delta_2^{5/2}}{\sqrt{\Delta_2^2 - \Delta_1^2}} \left\{ \sqrt{k_B T_1} e^{-\Delta_2/k_B T_1} \times \left[1 + \frac{1}{2} \left(\frac{eV}{k_B T_1} \right)^2 \right] - \sqrt{k_B T_2} e^{-\Delta_2/k_B T_2} \right\} \quad (66)$$

Afterwards, the time integral in Eq. (64) is easily evaluated, and at $I_x > I_C$ one arrives at the result

$$\langle P^{(1)} \rangle = \delta P(\langle V \rangle) + \frac{\sqrt{2\pi}}{e^2 R} \frac{\Delta_2^{5/2} [\sqrt{k_B T_1} e^{-\Delta_2/k_B T_1} - \sqrt{k_B T_2} e^{-\Delta_2/k_B T_2}]}{\sqrt{\Delta_2^2 - \Delta_1^2}}. \quad (67)$$

Here the contribution

$$\delta P(\langle V \rangle) = \sqrt{\frac{\pi}{2}} \frac{\Delta_2^{5/2} e^{-\Delta_2/k_B T_1} |\langle V \rangle| \sqrt{I_C^2 R_S^2 + \langle V \rangle^2}}{(k_B T_1)^{3/2} \sqrt{\Delta_2^2 - \Delta_1^2} R} \quad (68)$$

arises from voltage oscillations (63).

It is clear from Eq. (68) that at low voltage, $\langle V \rangle \lesssim I_C R_S$ the cooling power grows linearly with the voltage, $\delta P \propto |\langle V \rangle|$. This unusual behavior may be understood if one recalls that

phase slips are responsible for the transport in this regime. Indeed, at $\langle V \rangle \lesssim I_C R_S$ the time dependence of the voltage (63) reduces to a series of well separated pulses corresponding to a sequence of phase slips. Hence one can express the average cooling power as a product of the phase slip rate, which is robustly related to the average voltage as $\Gamma_{ps} = e|\langle V \rangle|/\hbar\pi$ by Josephson relation, and the energy carried away from superconductor 1 by a single phase slip E_{ps} ,

$$\delta P(\langle V \rangle) = E_{ps} \Gamma_{ps}. \quad (69)$$

Comparing Eqs. (68) and (69) we find

$$E_{ps} \equiv \int_{-\pi/\omega_0}^{\pi/\omega_0} P_{qp}^{(1)}[V(t)] dt \quad (70)$$

$$= \frac{\pi^{3/2}}{\sqrt{2}} \frac{\hbar \Delta_2^{5/2} e^{-\Delta_2/k_B T_1}}{(k_B T_1)^{3/2} \sqrt{\Delta_2^2 - \Delta_1^2}} \frac{\sqrt{I_C^2 R_S^2 + \langle V \rangle^2}}{e R} \quad (71)$$

$$= \frac{\pi^{3/2}}{\sqrt{2}} \frac{R_S}{R} \frac{\Delta_2^{5/2} e^{-\Delta_2/k_B T_1}}{(k_B T_1)^{3/2} \sqrt{\Delta_2^2 - \Delta_1^2}} \frac{\hbar |I_x|}{e}. \quad (72)$$

The energy E_{ps} becomes voltage independent for $\langle V \rangle \lesssim I_C R_S$ because the phase slips become well separated. Hence Eq. (69) always leads to the linear dependence of the cooling power on voltage in this limit. This conclusion holds for more general models of Josephson dynamics. For example, weak noise, $k_B T^* \ll E_J$, or finite junction capacitance do not change it. The dependence of the cooling power of a noiseless Josephson junction on the bias current I_x and average voltage $\langle V \rangle$ is shown in Fig. 6.

In the remaining part of this section we will generalize the model introduced above and include the weak noise with $k_B T^* \lesssim E_J$ into the analysis. Two types of phase trajectories may be distinguished in this case: phase slips and Gaussian fluctuations around a minimum of the Josephson potential $U(\varphi)$ (10). Accordingly, the cooling power may be expressed as a sum of two terms

$$\langle P^{(1)} \rangle = P_{ps} + P_{gs}, \quad (73)$$

where P_{ps} is the contribution of the phase slips and P_{gs} is the contribution of the Gaussian fluctuations.

Let us first consider the phase slip contribution. As we have discussed above, it is given by the product

$$P_{ps} = \frac{e|\langle V \rangle|}{\pi \hbar} E_{ps}. \quad (74)$$

In the presence of noise the average voltage is given by Eq. (B2) while the phase slip energy at $|I_x| > I_C$ is still defined by Eqs. (71) or (72). At $|I_x| < I_C$ every phase slip is accompanied by a voltage pulse of the form

$$V_{ps}(t) = \frac{R_S(I_C^2 - I_x^2)}{I_C \cosh(2eR_S \sqrt{I_C^2 - I_x^2} t/\hbar) - I_x}, \quad (75)$$

which may be derived for Eq. (7) with $C = 0$ and $\xi_S = 0$. The corresponding phase slip trajectory, $\varphi_{ps}(t) =$

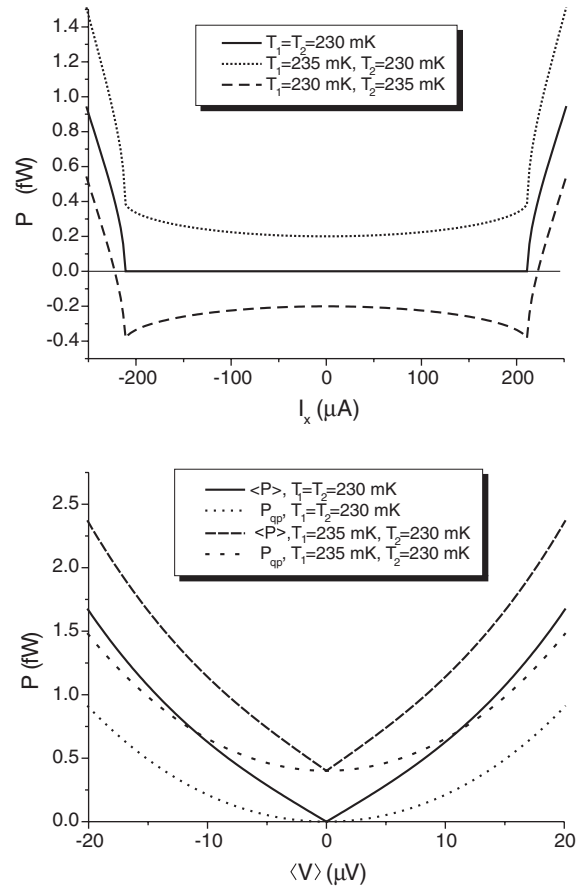


FIG. 6. The average cooling power $\langle P^{(1)} \rangle$ (45) and (64) of a resistively shunted Josephson junction at low bias and in the absence of the noise. Top panel: $\langle P^{(1)} \rangle$ as a function of the bias current at $T_1 = T_2$, $T_1 > T_2$ and $T_1 < T_2$. Lower panel: $\langle P^{(1)} \rangle$ as a function of the time-averaged voltage $\langle V \rangle = R_S \sqrt{I_x^2 - I_C^2}$; for comparison we have also shown the quasiparticle cooling power P_{qp} (42) of a voltage biased Josephson junction. The parameters are chosen as follows: $\Delta_1 = 100 \mu eV$, $\Delta_2 = 200 \mu eV$, $R = 1$ k Ω , $R_S = 0.1$ k Ω . For these parameters we find $I_C = 212$ nA and $I_C R_S = 21.2 \mu V$.

$\int_0^t dt' 2eV_{ps}(t')/\hbar$, connects the maximum, $-\pi - \varphi_0$, and the minimum, φ_0 , of the Josephson potential. The phase slip cooling energy then takes the form

$$E_{ps} = \int_{-\infty}^{\infty} dt P_{qp}^{(1)}[V_{ps}(t)] = \sqrt{\frac{\pi}{2}} \frac{\hbar R_S \Delta_2^{5/2} e^{-\Delta_2/k_B T_1}}{R(k_B T_1)^{3/2} \sqrt{\Delta_2^2 - \Delta_1^2}} \times \left(\frac{\sqrt{I_C^2 - I_x^2}}{e} + \frac{2I_x}{e} \arctan \sqrt{\frac{I_C + I_x}{I_C - I_x}} \right), \quad (76)$$

which exactly matches the expression (72) at $I_x = I_C$.

Let us now derive the contribution of Gaussian fluctuations P_{gs} . Provided the subgap quasiparticle resistance of the junction exceeds the quantum resistance, $Re^{\Delta_2/k_B T_1} \gg R_k$, which is often the case in experiments with small area junctions, we may evaluate P_{gs} applying the theory of dynamical Coulomb

blockade.¹⁵ In this way we arrive at the result

$$\begin{aligned}
 P_{gs} = & \frac{1}{e^2 R} \int dE_1 dE_2 N_1(E_1) N_2(E_2) E_1 \\
 & \times \{f_1(E_1)[1 - f_2(E_2)]\mathcal{P}(E_1 - E_2) \\
 & - [1 - f_1(E_1)]f_2(E_2)\mathcal{P}(E_2 - E_1)\} \\
 & - \frac{e^{-(\delta\varphi^2)/2} \cos \varphi_0}{e^2 R} \int dE_1 dE_2 N_1(E_1) N_2(E_2) \\
 & \times \frac{\Delta_1 \Delta_2}{E_2} \{f_1(E_1)[1 - f_2(E_2)]\tilde{\mathcal{P}}(E_1 - E_2) \\
 & - [1 - f_1(E_1)]f_2(E_2)\tilde{\mathcal{P}}(E_2 - E_1)\}. \quad (77)
 \end{aligned}$$

Here we have introduced the average square of the phase fluctuations

$$\frac{\langle \delta\varphi^2 \rangle}{2} = \frac{e^2 R_S}{\pi \hbar} \int_0^\infty d\omega \frac{\omega \coth \frac{\hbar\omega}{2k_B T^*}}{\omega^2 + R_S^2 C^2 (\omega^2 - \omega_J^2)^2}, \quad (78)$$

and the functions $\mathcal{P}(E), \tilde{\mathcal{P}}(E)$ are defined in Eqs. (16) and (17). They obey the detailed balance principle

$$\mathcal{P}(-E) = e^{E/k_B T^*} \mathcal{P}(E), \quad \tilde{\mathcal{P}}(-E) = e^{E/k_B T^*} \tilde{\mathcal{P}}(E), \quad (79)$$

which ensures that $P_{gs} \equiv 0$ at $T_1 = T_2 = T^*$, as required by thermodynamics. We also note that in the limit $R_S \rightarrow 0$ one finds $\mathcal{P}(E) = \tilde{\mathcal{P}}(E) = \delta(E)$, $\langle \delta\varphi^2 \rangle = 0$ and the expression (77) reduces to Eq. (45) as expected.

In the limit $R_S \ll R_k$ one can expand the function $\mathcal{P}(E)$ (16) in powers of $J(t)$, which leads to the approximate expression

$$\begin{aligned}
 \mathcal{P}(E) = & \frac{e^2 R_S}{\pi \hbar} \frac{\theta(E_{\max} - |E|)}{E^2 + R_S^2 C^2 (E^2 - \hbar^2 \omega_J^2)^2} \\
 & \times \frac{E}{1 - e^{-E/k_B T^*}} + \left(1 - \frac{\langle \delta\varphi^2 \rangle}{2}\right) \delta(E). \quad (80)
 \end{aligned}$$

The function $\tilde{\mathcal{P}}(E)$ in this limit differs from $\mathcal{P}(E)$ only by the sign in front of the first term. Within this approximation and for equal temperatures of the superconducting leads, $T_1 = T_2 = T$, the Gaussian contribution to the cooling power (77) takes the form

$$\begin{aligned}
 P_{gs} = & \frac{2e^2 R_S}{\pi \hbar} \int_0^{E_{\max}} dE \left[P_{qp} \left(\frac{E}{e} \right) - e^{-(\delta\varphi^2)/2} \cos \varphi_0 \right. \\
 & \times P_{\cos} \left(\frac{E}{e} \right) \left. \right] \frac{1}{E^2 + R_S^2 C^2 (E^2 - \hbar^2 \omega_J^2)^2} \\
 & \times \left(\frac{E}{e^{E/k_B T^*} - 1} - \frac{E}{e^{E/k_B T} - 1} \right). \quad (81)
 \end{aligned}$$

The average cooling power affected by the noise (73), (74), (81) is plotted in Fig. 7. Comparing it with the cooling power of the noiseless junction, Fig. 6, we observe two major differences. The first one is an expected smearing of the sharp features of the $\langle P \rangle(I_x)$ dependence by the noise. The second difference becomes visible at $|I_x| < I_C$ and $T_1 = T_2 = T$, where the cooling power vanishes in the absence of the noise but remains finite if the noise is present. The noise induced cooling power is positive if $T^* > T$ and

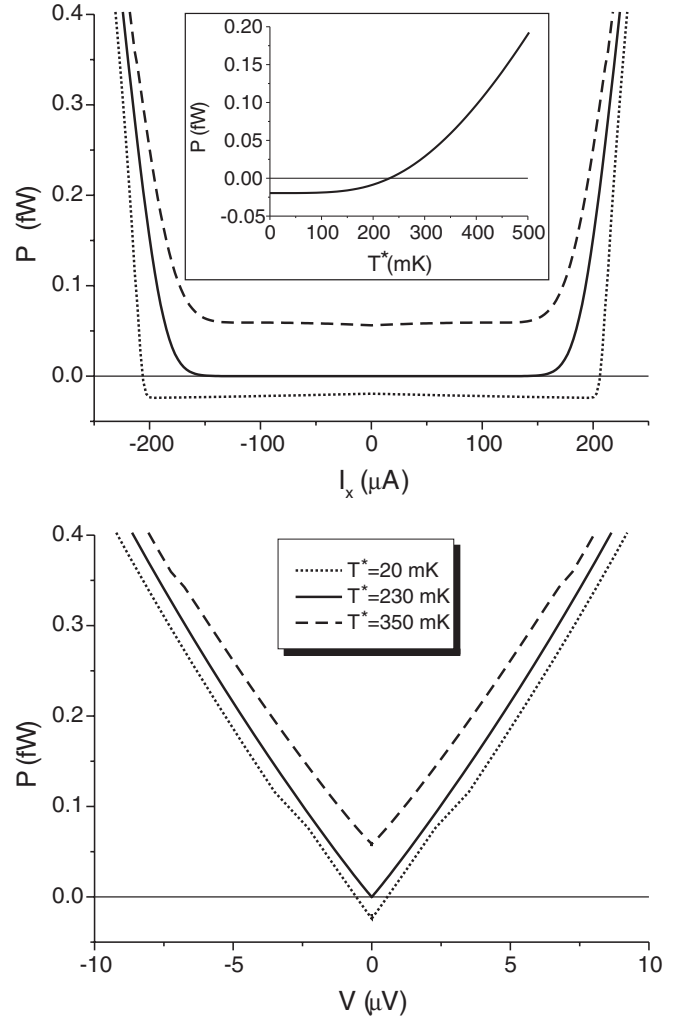


FIG. 7. Time-averaged cooling power (P) (73), (74), (81) at $T_1 = T_2 = 230$ mK and at various values of the noise temperature T^* . Other parameters are the same as in Fig. 6. Top panel: Cooling power as a function of the bias current, inset: zero-bias cooling power versus the environment temperature T^* . Bottom panel: Cooling power as a function of the average voltage for three different values of T^* .

negative in the opposite case $T^* < T$. Thus, even at zero-bias current one can cool the superconductor 1 by heating the shunt resistor and heat it by cooling the resistor down; see the inset in the top panel of Fig. 7. This interesting effect has been predicted for an NIS tunnel junction.²¹

Finally we briefly note that although phase dynamics significantly modifies the average cooling power at low bias, it only weakly affects the heat current noise. Essentially, one can always use Eqs. (50) and (54) to make estimates of the noise. The reasons for that are simple. First, the energy carried by one quasiparticle and the rate of quasiparticle tunneling in most cases exceed, respectively, the energy carried by one phase slip and the rate of phase slip tunneling. Second, the noise remains finite even at zero bias and at $T_1 = T_2 = T^*$. Thus its averaging over phase motion may only lead to a certain smearing of the bias dependence of the noise without qualitatively changing it.

With the help of Secs. V and VI, we can predict the characteristics of an electronic thermometer based on a Josephson junction between two different superconductors.

To make a simple estimate of the sensitivity and the noise properties, let us consider here a small superconducting island of volume $V = 100 \text{ nm} \times 50 \text{ nm} \times 20 \text{ nm}$ and with energy gap Δ_1 . This island is connected to a superconducting lead with gap Δ_2 by a tunnel junction with normal resistance R_n . The temperature dependence of the zero-bias resistance can be used as a thermometer,

$$R_0(T) = \left(\frac{\partial \langle V \rangle}{\partial \langle I \rangle} \right)_{I_x=0} = \frac{R_{qp}(T)}{I_0^2 \left(\frac{\hbar I_c(T)}{2ek_B T} \right)}. \quad (82)$$

Equation (82) is derived from (61) and (B2) assuming $R_{qp} \gg R_s$. One can achieve a sensitivity of 2.3 k Ω /K using the parameters given in Fig. 2. In order to evaluate the performance of such a thermometer, two aspects might be considered. Both are derived from the heat balance equation applied to the island:

$$C_e \frac{dT}{dt} = P^{(1)}(t) + P_{e-ph}(T). \quad (83)$$

We include here the electron-phonon heat transfer²² P_{e-ph} to balance the heat $P^{(1)}(t)$ generated by the junction. We can then verify that the thermometer does not perturb the island temperature even if the heat capacity $\frac{C_e}{\gamma T c} \approx 8.5 \exp(-1.44 T_c/T)$ of the superconductor vanishes exponentially at low temperatures, according to the BCS theory. Because $\langle P^{(1)} \rangle$ is also suppressed exponentially in the small voltage limit, the average junction heating is negligible. Nevertheless, using the noise properties derived in Sec. V allows one to expect a noise temperature spectrum given by (55) and the Fourier transform of (83) in the limit of small fluctuations,

$$S_T(\omega) = \frac{2k_B T^2}{\frac{\partial P^{(1)}}{\partial T} + \frac{\partial P_{e-ph}}{\partial T}} \frac{1}{1 + (\omega/\omega_c)^2}. \quad (84)$$

In the low-frequency limit $\omega \ll \omega_c = (\frac{\partial P^{(1)}}{\partial T} + \frac{\partial P_{e-ph}}{\partial T})/C_e$, one can estimate the zero-frequency noise of the island temperature to be $S_T^{1/2}(0) = 4.0 \times 10^{-6} \text{ K}/\sqrt{\text{Hz}}$ at 230 mK.

VII. SUMMARY

In summary, we have analyzed the heat transport through a Josephson tunnel junction. We have developed the full counting statistics approach to this problem and derived general expressions for the cumulant generating function of the heat extracted from one of the superconducting leads (23)–(26), for the corresponding cooling power (30)–(32), and for the heat current noise (47)–(49). These general expressions are valid for an arbitrary time dependence of the Josephson phase. In analogy with the charge current, the cooling power is the sum of the quasiparticle and Josephson contributions. The latter contribution oscillates in time and averages to zero if the junction is biased above the critical current. We have also generalized all these results to the regime where the quantum nature of the Josephson phase becomes important. Combining these findings with the conventional theory of the Josephson phase dynamics, we have derived the average cooling power of the junction, which can be measured in the experiment. We find, in particular, that at low bias the average cooling power is proportional to the voltage drop on the junction. Finally, we have also shown that zero-bias cooling power of the junction

may be tuned by the heating or cooling the resistor connected in parallel to it.

ACKNOWLEDGMENTS

The authors wish to thank Academy of Finland Centre of Excellence and Q-NET project for financial support.

APPENDIX A: EXPLICIT EXPRESSION FOR THE GENERATING FUNCTION

In this appendix we derive an explicit expression for the cumulant generating function $\mathcal{F}(t, \chi)$ (20) by means of the perturbation theory in tunnel Hamiltonian. The first step of our derivation is to transform $\mathcal{F}(t, \chi)$ to the form

$$\mathcal{F}(t, \chi) = \ln \left[\frac{\text{tr} [e^{-iH_\chi t/\hbar} e^{-H/k_B T} e^{iH t/\hbar}]}{\text{tr} [e^{-H/k_B T}]} \right], \quad (A1)$$

where we have introduced the transformed Hamiltonian

$$H_\chi = e^{-iH_1 \chi/\hbar} H e^{iH_1 \chi/\hbar}. \quad (A2)$$

Since the Hamiltonians H_1 and H_2 commute with H_1 , only the tunnel Hamiltonian changes under this transformation. Thus we get

$$H_\chi = H_1 + H_2 + H_T(\chi), \quad (A3)$$

where

$$\begin{aligned} H_T(\chi) &= e^{-iH_1 \chi/\hbar} H_T e^{iH_1 \chi/\hbar} \\ &= \sum_{\sigma} \sum_{kn} [t_{kn} e^{i\hat{\phi}/2} a_{\sigma n}^\dagger c_{\sigma k}(\chi) + t_{kn}^* e^{-i\hat{\phi}/2} c_{\sigma k}^\dagger(\chi) a_{\sigma n}]. \end{aligned} \quad (A4)$$

The operators $c_{\sigma k}(\chi), c_{\sigma k}^\dagger(\chi)$ in this expression are defined as follows:

$$\begin{aligned} c_{\sigma k}(\chi) &= e^{-iH_1 \chi/\hbar} c_{\sigma k} e^{iH_1 \chi/\hbar}, \\ c_{\sigma k}^\dagger(\chi) &= e^{-iH_1 \chi/\hbar} c_{\sigma k}^\dagger e^{iH_1 \chi/\hbar}. \end{aligned}$$

Next we perform Bogoliubov transformation of the operators:

$$\begin{aligned} c_{\uparrow k} &= u_{1k} \gamma_{\uparrow k} - v_{1k} \gamma_{\downarrow -k}^\dagger, & c_{\downarrow k} &= v_{1k} \gamma_{\uparrow -k}^\dagger + u_{1k} \gamma_{\downarrow k}, \\ a_{\uparrow k} &= u_{2k} \alpha_{\uparrow k} - v_{2k} \alpha_{\downarrow -k}^\dagger, & a_{\downarrow k} &= v_{2k} \alpha_{\uparrow -k}^\dagger + u_{2k} \alpha_{\downarrow k}. \end{aligned} \quad (A5)$$

Here γ, γ^\dagger are the quasiparticle annihilation and creation operators in lead 1 and α, α^\dagger are similar operators acting in lead 2. Besides that we have introduced the coherence factors (here $E_{jk} = \sqrt{\epsilon_{jk}^2 + \Delta_j^2}$)

$$u_{jk} = \frac{1}{\sqrt{2}} \sqrt{1 + \frac{\epsilon_{jk}}{E_{jk}}}, \quad v_{jk} = \frac{1}{\sqrt{2}} \sqrt{1 - \frac{\epsilon_{jk}}{E_{jk}}}. \quad (A6)$$

The averaging of the products of the quasiparticle operators results in the distribution functions in the leads,

$$\langle \gamma_{\sigma k}^\dagger \gamma_{\sigma k} \rangle = f_1(E_{1k}), \quad \langle \alpha_{\sigma n}^\dagger \alpha_{\sigma n} \rangle = f_2(E_{2k}). \quad (\text{A7})$$

After the transformation (A5) the Hamiltonian H_1 acquires the diagonal form

$$H_1 = \sum_k (\epsilon_{1k} - E_{1k}) + \sum_k E_{1k} [\gamma_{\uparrow k}^\dagger \gamma_{\uparrow k} + \gamma_{\downarrow k}^\dagger \gamma_{\downarrow k}]. \quad (\text{A8})$$

The next step is to switch to the Heisenberg representation. In order to do that we split the total Hamiltonian into two parts: the exactly solvable part $H_0 = H_1 + H_2$, which includes only the Hamiltonians of the leads, and the perturbation $V_\chi \equiv H_T(\chi)$. Next we introduce the time-ordered exponent $S_\chi(t)$,

$$e^{-iH_\chi t/\hbar} = e^{-iH_0 t/\hbar} S_\chi(t),$$

$$S_\chi(t) = T \exp \left[-\frac{i}{\hbar} \int_0^t dt' V_\chi(t') \right],$$

where we defined the time-dependent tunnel Hamiltonian,

$$\begin{aligned} V_\chi(t) &= e^{iH_0 t/\hbar} H_T(\chi) e^{-iH_0 t/\hbar} \\ &= \sum_\sigma \sum_{kn} [t_{kn} e^{i\hat{\phi}(t)/2} a_{\sigma n}^\dagger(t) c_{\sigma k}(t, \chi) \\ &\quad + t_{kn}^* e^{-i\hat{\phi}(t)/2} c_{\sigma k}^\dagger(t, \chi) a_{\sigma n}(t)]. \end{aligned} \quad (\text{A9})$$

The time-dependent creation and annihilation operators in this expression read

$$\begin{aligned} a_{\uparrow n}(t) &= u_{2n} e^{-iE_{2n}t/\hbar} \alpha_{\uparrow k} - v_{2n} e^{iE_{2n}t/\hbar} \alpha_{\downarrow -n}^\dagger, \\ a_{\downarrow n}(t) &= u_{2n} e^{-iE_{2n}t/\hbar} \alpha_{\downarrow k} + v_{2n} e^{iE_{2n}t/\hbar} \alpha_{\uparrow -n}^\dagger; \\ c_{\uparrow k}(t, \chi) &= u_{1k} e^{iE_{1k}\chi/\hbar} e^{-iE_{1k}t/\hbar} \gamma_{\uparrow k} \\ &\quad - v_{1k} e^{-iE_{1k}\chi/\hbar} e^{iE_{1k}t/\hbar} \gamma_{\downarrow -k}^\dagger, \\ c_{\downarrow k}(t, \chi) &= u_{1k} e^{iE_{1k}\chi/\hbar} e^{-iE_{1k}t/\hbar} \gamma_{\downarrow k} \\ &\quad + v_{1k} e^{-iE_{1k}\chi/\hbar} e^{iE_{1k}t/\hbar} \gamma_{\uparrow -k}^\dagger. \end{aligned} \quad (\text{A10})$$

After these transformations the cumulant generating function (A1) takes the form

$$\mathcal{F}(t, \chi) = \ln \{ \text{tr} [S_\chi(t) e^{-H/k_B T} S_0^\dagger(t)] / \text{tr} [e^{-H/k_B T}] \}.$$

Performing a formal expansion of the operator $S_\chi(t)$ in this expression up to the second order in V_χ we find

$$\begin{aligned} \mathcal{F} &= \int_0^t dt' \int_0^{t'} dt'' [-\langle V_\chi(t') V_\chi(t'') \rangle - \langle V_0(t'') V_0(t') \rangle \\ &\quad + \langle V_0(t'') V_\chi(t') \rangle + \langle V_0(t') V_\chi(t'') \rangle]. \end{aligned} \quad (\text{A11})$$

It is now straightforward to evaluate this function. One should use the definition of the interaction potential $V_\chi(t)$ (A9), combine it with the explicit expressions for the electron creation and annihilation operators (A10), and apply Wick's theorem together with Eqs. (A7) to evaluate the average values of the products of these operators. Omitting the terms which do not depend on the counting field χ , one arrives at the results (23), (28), (29).

APPENDIX B: DYNAMICS OF JOSEPHSON PHASE

Here we briefly summarize well-known results¹⁹ on the phase dynamics in a resistively shunted Josephson junction, which is described by Eq. (7) with $C = 0$. The probability distribution function of the phase, $\sigma(t, \varphi)$, satisfies the Fokker-Planck equation

$$\frac{\partial \sigma}{\partial t} + \frac{2eR_S}{\hbar} \frac{\partial}{\partial \varphi} [(I_x - I_C \sin \varphi) \sigma] - \frac{4e^2 R_S k_B T^*}{\hbar^2} \frac{\partial^2 \sigma}{\partial \varphi^2} = 0.$$

The stationary solution of this equation, which is periodic in phase and to which any solution approaches in the long-time limit, reads

$$\begin{aligned} \sigma(\varphi) &= \frac{\hbar \langle V \rangle}{4\pi e R_S k_B T^*} \int_\varphi^\infty d\varphi' e^{\hbar I_x (\varphi - \varphi') / 2e k_B T^*} \\ &\quad \times e^{(\cos \varphi - \cos \varphi') E_J / k_B T^*}. \end{aligned} \quad (\text{B1})$$

This solution is normalized as follows: $\int_{-\pi}^\pi d\varphi \sigma(\varphi) = 1$. In Eq. (B1) we have introduced the average voltage drop on the junction $\langle V \rangle$, which reads

$$\langle V \rangle = \frac{\frac{k_B T^* e R_S}{\hbar} \sinh \frac{\pi \hbar I_x}{2e k_B T^*}}{\int_0^{\pi/2} d\varphi \cosh \left(\frac{\hbar I_x \varphi}{e k_B T^*} \right) I_0 \left(\frac{\hbar I_C \cos \varphi}{e k_B T^*} \right)}. \quad (\text{B2})$$

¹F. Giazotto, T. T. Heikkilä, A. Luukanen, A. M. Savin, and J. P. Pekola, *Rev. Mod. Phys.* **78**, 217 (2006).

²G. D. Guttman, B. Nathanson, E. Ben-Jacob, and D. J. Bergman, *Phys. Rev. B* **55**, 3849 (1997).

³E. Zhao, T. Löfwander, and J. A. Sauls, *Phys. Rev. Lett.* **91**, 077003 (2003).

⁴E. Zhao, T. Löfwander, and J. A. Sauls, *Phys. Rev. B* **69**, 134503 (2004).

⁵F. Giazotto and M. J. Martinez-Perez, *Nature (London)* **492**, 401 (2012).

⁶B. Frank and W. Krech, *Phys. Lett. A* **235**, 281 (1997).

⁷M. Nahum, T. M. Eiles, and J. M. Martinis, *Appl. Phys. Lett.* **65**, 3123 (1994).

⁸M. Leivo, J. P. Pekola, and D. V. Averin, *Appl. Phys. Lett.* **68**, 1996 (1996).

⁹K. K. Likharev, *Dynamics of Josephson Junctions and Circuits* (Gordon and Breach, Amsterdam, 1986).

¹⁰A. Barone and G. Paterno, *Physics and Applications of the Josephson Effect* (Wiley, New York, 1982).

¹¹M. A. Laakso, T. T. Heikkilä, and Yuli V. Nazarov, *Phys. Rev. Lett.* **104**, 196805 (2010).

¹²M. A. Laakso, T. T. Heikkilä, and Yuli V. Nazarov, *Phys. Rev. B* **85**, 184521 (2012).

¹³M. Tinkham, *Phys. Rev. B* **6**, 1747 (1972).

¹⁴V. Ambegaokar and A. Baratoff, *Phys. Rev. Lett.* **10**, 486 (1963).

¹⁵G. L. Ingold and Yu. V. Nazarov, in *Single Charge Tunneling*, edited by H. Grabert and M. H. Devoret, NATO ASI, Ser. B (Plenum, New York, 1992), Vol. 294, p. 21.

¹⁶A. I. Larkin and Yu. N. Ovchinnikov, *Sov. Phys. JETP* **24**, 1035 (1967) [*ZhETF* **51**, 1535 (1966)].

- ¹⁷N. R. Werthamer, [Phys. Rev. **147**, 255 \(1966\)](#).
- ¹⁸F. Giazotto and J. P. Pekola, [J. Appl. Phys. **97**, 023908 \(2005\)](#).
- ¹⁹V. Ambegaokar and B. I. Halperin, [Phys. Rev. Lett. **22**, 1364 \(1969\)](#).
- ²⁰L. G. Aslamazov and A. I. Larkin, JETP Lett. **9**, 87 (1969) [*Zh. Eksp. Teor. Fiz. Pis'ma Red.* **9**, 150 (1969)].
- ²¹J. P. Pekola and F. W. J. Hekking, [Phys. Rev. Lett. **98**, 210604 \(2007\)](#).
- ²²A. V. Timofeev, C. P. Garcia, N. B. Kopnin, A. M. Savin, M. Meschke, F. Giazotto, and J. P. Pekola, [Phys. Rev. Lett. **102**, 017003 \(2009\)](#).